



CIRCONTROL
Mobility & eMobility



durapower

EV Charging Catalogue



Circontrol's eMobility Division comprises a set of products and solutions designed to facilitate Electric Vehicle (EV) charging.

We aim to provide user-friendly solutions for electric vehicle charging in different scenarios, such as urban streets, intercity roads and public or private car parks, for multiple or single users.

Our product portfolio offers a wide product range that covers slow charging (AC) and fast charging (DC). Circontrol is a European Leader in EVSE with a presence in 60 countries and more than 3,500 DC chargers and 80,000 charging points installed worldwide.



EV Chargers

Application by market segments	6
Wallbox eHome	8
Wallbox eNext	10
Home BeON	12
Wallbox eNext Elite	14
Wallbox eNext Park	16
Wallbox Smart	18
Wallbox eVolve Smart	20
Post eVolve Smart	22
Master-Slave	24
eVolve Rapid	28
Raption 50	30
Raption 100	32
Raption 150	34

EV Charging Software 36

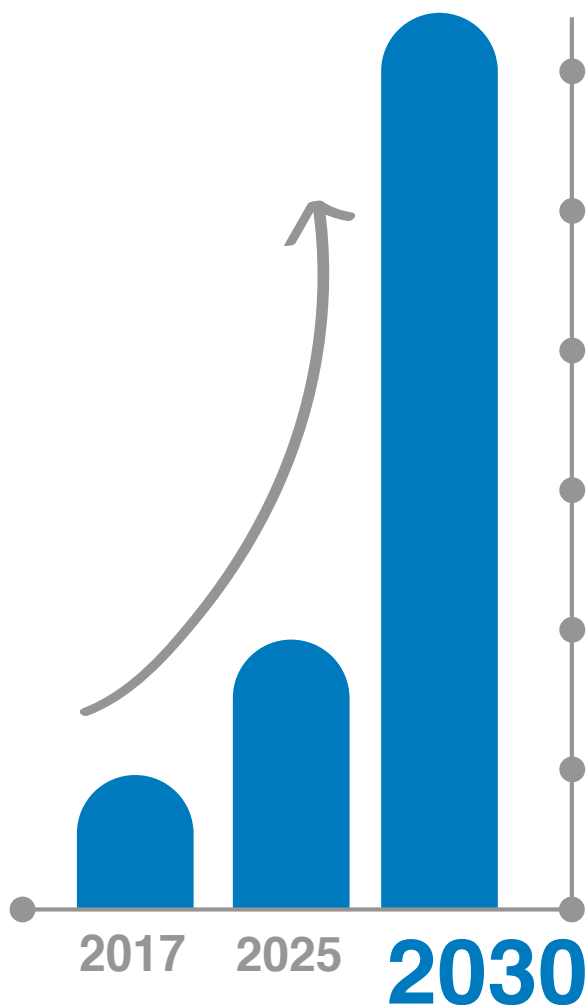
Load Management (DLM)	38
Usage Management (Cosmos)	40

After-sales Support 42

Who drives an EV?

The presence of an EV charger

on the street or a silent EV cruising down the road were rare sights not so long ago, but they are becoming increasingly common, and forecasts indicate they will be an everyday reality sooner rather than later.



Forecasts show sales of electric vehicles increasing up to 11 million in 2025 and then surging to 30 million in 2030.

By 2040, 55% of all new car sales and 33% of the global fleet will be electric.*

*According to Bloomberg New Energy Finance

This rising interest in EVs makes knowing more about these early adopters even more important.

Who are they?

Mostly they are



Males



40 years old



Richer than the average



Living in small cities

Why did they buy an EV?

Main reason



Environmental
benefits



Financial savings



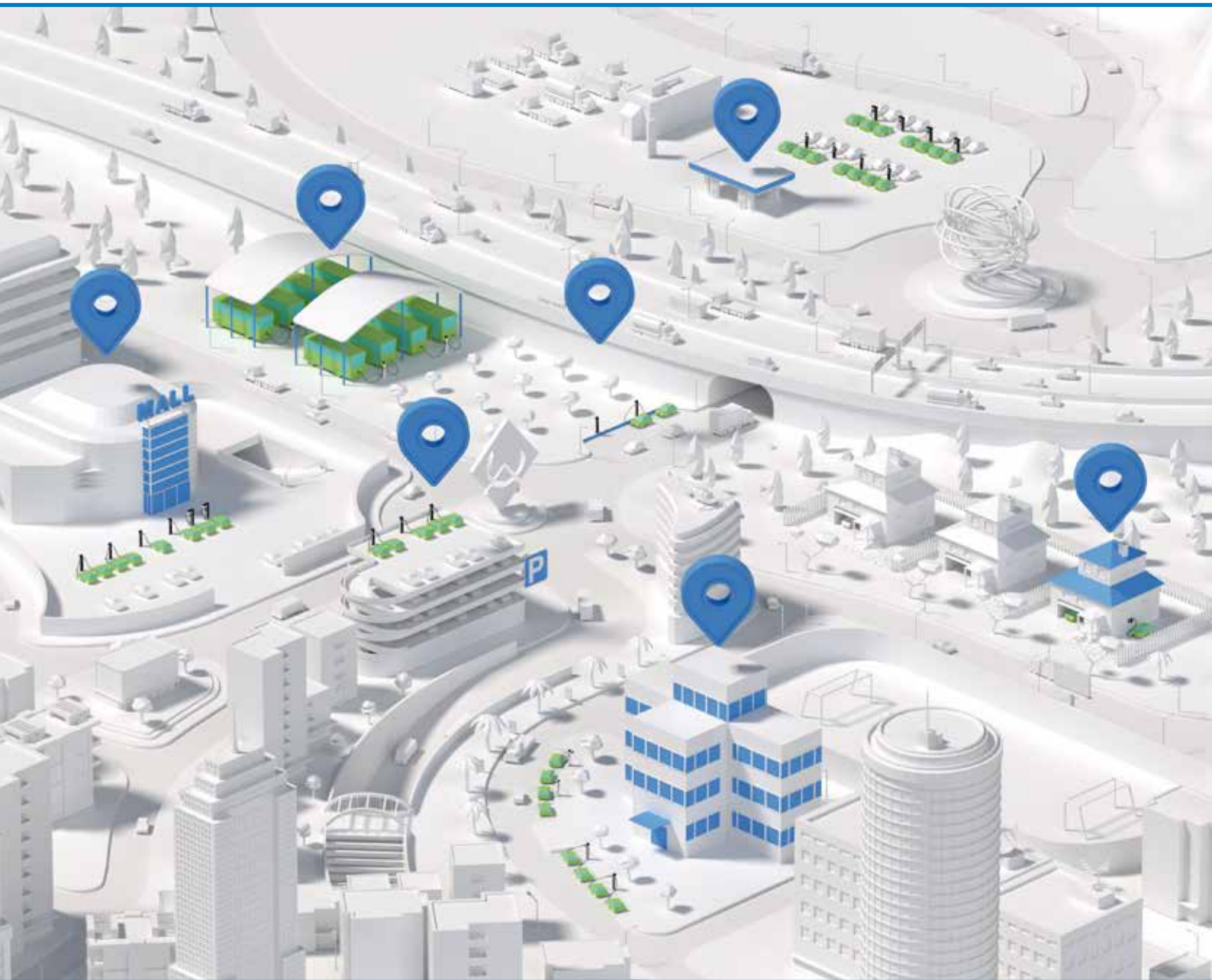
Interest in new
technology



Driving benefits
(instant torque or
smooth & quiet)



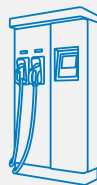







Application by market segments

Charging Station for Electric Vehicles





durapower
Authorised Distributor

						
		Wallbox eHome	Wallbox eNext	Wallbox eVolve	Post eVolve	Raption 50/100 Raption 150
	Destination		●	●	●	●
	eBus				●	● ●
	Service station				●	● ●
	Car park		●	●	●	
	Business		●	●	●	
	Home	●	●			
	Public				●	● ●



Wallbox eHome

The best quality-price ratio for domestic charging



durapower
Authorised Distributor

Application

Designed to be installed (both indoors and outdoors) at private homes, communal blocks, companies and other places where user authentication is not a requirement.

Concept Design

Taking into account that a domestic charger is often considered an appliance, an attractive design and a small size are key attributes to be addressed.

The Wallbox eHome series also offers other attributes such as low-cost, robustness, and user-friendly operation.



Product highlights

- Compatible with the **Home BeON sensor** (accessory), when combined with eHome, it is able to dynamically adjust the electric vehicle's consumption according to the available power of the installation. This avoids the risk of a power cut and/or having to upgrade the existing installation (resulting in a lower initial investment).
- The **LED bar** at the front not only informs the user about the charger's status (e.g. operative, faulty...), but also the EV charging status: charging (dynamic blue light) vs charged (static blue light).
- The door at the front with **key access and electrical protections** (optional) not only provides easy access in the event of a power cut, but also protects the user from electric shocks. It can also be used as a user authentication method (using the protection as an ON/OFF switch).
- The charger's **housing** is made of ABS plastic, which is both robust and UV resistant, providing protection against mechanical stress and severe environmental conditions (increasing the charger's lifespan, meaning it does not need to be replaced in just a few years).
- Its well-designed shape allows the cable to be rolled up, keeping it tidy and protecting it from breaking while the charger is not in use.
- Simple user operation thanks to its **Plug 'n' Charge** mode that avoids user authentication by means of an RFID card, phone or equivalent method.
- This series also includes a **selector switch** that facilitates the setup of the charger's maximum output current (reducing installation time and cost).
- **Remote charging activation** is also offered by means of an ON/OFF external input signal (e.g. timer).
- The Wallbox eHome series features a reserved space in case you want to include **your own branding on it**.
- **Several security protections** are available as optional, including 6mA DC leakage detector.
- **NEW:** **Communication RS485 Modbus** in order to integrate with external HEMS (Home Energy Management Systems) for smart management and monitoring purpose.

Wallbox eHome Series

General Specifications

Enclosure rating	IP54 / IK10*
Enclosure material	ABS-PCV0
Operating temperature	-5 °C to +45 °C
Ambient temperature storage	-40 °C to +60 °C
Operating humidity	5% to 95% Non-condensing
Light beacon	RGB colour indicator
Current setup	Onboard DIP switch
Dimensions (D x W x H)	115x180x315 mm
Weight	4 kg
External input	Remote charging activation






*IK08 in some components appended to the body, i.e., beacon light.

Optional devices	
Meter*	Active Energy MID Class 1 - EN50470-3
Low temperature kit	-30 °C to +45 °C
Safety protection*	RCD Type A (30mA) + 6mA DC RCD Type B (30mA)
Power limit control**	Home BeON sensor
Type 2 socket protection	Shutter
Cable support	Metallic holder
Customisation	Logo customisation
Communication NEW	RS485 Modbus

*Not available for socket models.

**Single-phase models only.

Model Specifications

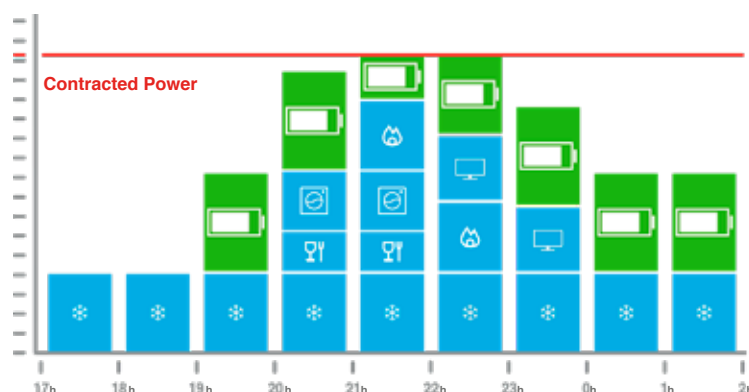
Model	T1C32	T2C32	T2S32	T2C16 TRI	T2S16 TRI
AC power supply	1P + N + PE	1P + N + PE	1P + N + PE	3P + N + PE	3P + N + PE
AC voltage	230 VAC +/-10%	230 VAC +/-10%	230 VAC +/-10%	400 VAC +/-10%	400 VAC +/-10%
Maximum current	32 A	32 A	32 A	16 A	16 A
Maximum power	7.4 kW	7.4 kW	7.4 kW	11 kW	11 kW
Connection	Type 1 Cable 	Type 2 Cable 	Type 2 Socket 	Type 2 Cable 	Type 2 Socket 

Home BeON Compatible

Intelligent sensor for single-phase installations

Home BeON is a new step forward in domestic EV charging, allowing you to charge your vehicle while using your appliances.

Its intelligent sensor, easily added to the standard domestic fuse box, dynamically adjusts electric vehicle's consumption if the home's system is about to be overloaded.



Wallbox eNext

The perfect EV charger for your digital home



durapower
Authorised Distributor

Application

Designed to be installed (both indoors and outdoors) at private homes, communal blocks, workplaces.



Concept Design

eNext has been designed to simplify the charging process. We developed an authorization method via app that allows the user to start charging without any interaction with the charger.

In terms of the exterior design, we kept black and white as the core design colours while introducing curved lines and rounded shapes. The appropriate proportions and the perfect size, along with the piano black combined with matt white makes the eNext series the best choice to match any wall.



Product highlights

- **Hi Charger App** designed to control and configure the eNext: language configuration, user authentication, wallbox diagnosis and firmware upgrades, among others.
- **App charge authorization by Bluetooth** avoiding any interaction with the charger and protecting it from non-desired users.
- **Remote charging activation** is also offered by means of an ON/OFF external input signal (e.g. timer).
- **Timetable programming** to adjust the charging session to the hourly energy rates.
- Ready for internal integration of electrical protections.
- Includes **welded contactor detection** that meets with IEC 61851-1 for safety protection.
- The Wallbox eNext series features a reserved space in case you want to include **your own branding on it**.
- **DC leakage detection** can be ordered as an optional extra. Thus, in conjunction with the welded contactor and RCD A, the highest safety protection is guaranteed.
- Compatible with the **Home BeON sensor** (accessory), when combined with eNext, it is able to dynamically adjust the electric vehicle's consumption according to the available power of the installation.
- The **LED bar** at the front not only informs the user about the charger's status (e.g. operative, faulty...), but also the EV charging status: charging (dynamic blue light) vs charged (static blue light).
- The charger's **housing** is made of ABS plastic, which is both robust and UV resistant, providing protection against mechanical stress and severe environmental conditions.

Wallbox eNext Series

General Specifications



Wireless communication	Bluetooth v4.2 + BLE
Enclosure rating	IP54 / IK10*
Enclosure material	ABS / PC
Operating temperature	-5 °C to +45 °C
Ambient temperature storage	-40 °C to +60 °C
Operating humidity	5% to 95% Non-condensing
Light beacon	RGB colour indicator
Power limit control	Mode 3 PWM control according to ISO/IEC 61851-1
Dimensions (D x W x H)	200 x 335 x 315 mm
Weight	4 kg
External input	Remote charging activation
Safety protection	Welded contactor detection

*IK08 in some components appended to the body, i.e., beacon light.

Optional devices	
Low temperature kit	-30 °C to +45 °C
Protections	DC 6mA leakage detection RCBO (RCD Type A + MCB)
Power limit control*	Home BeON sensor
Type 2 socket protection	Locking System
Type 2 charging socket	Shutter
Tethered cable	Type 1 straight + cable roller
	Type 1 spring + connector holder
	Type 2 straight + cable roller
	Type 2 spring + connector holder
Pedestal	
Customisation	Logo customisation

*Single-phase models only.

Model Specifications

Model	S	T
AC power supply	1P + N + PE	3P + N + PE
AC input voltage	230 VAC +/-10%	400 VAC +/- 10%
Maximum input current	32 A	32 A
Maximum input power	7.4 kW	22 kW
Number of plugs	1	1
Maximum output power per outlet	7.4 kW	22 kW
Maximum output current per outlet	32 A	32 A
AC output voltage	230 VAC (1P + N + PE)	400 VAC (3P + N + PE)
Socket Type	1 x Type 2 Socket 	1 x Type 2 Socket 

Pedestal

A good choice
when there is
no wall.



Material:
Aluminium 5754

Weight:
10 kg

**Dimensions
(H x W x D):**
1500x373x150 mm

Promotional Totem

A smart
marketing tool
for car dealers,
showrooms,
exhibitions, etc.



Material:
Polystyrene
(1.5 mm wide)

Weight:
4 kg

**Dimensions
(H x W x D):**
1550x400x250 mm

Home BeON

The ultimate EV charger synchronised with your home



durapower
Authorised Distributor

- Would you like to charge your EV faster without the need for a costly installation upgrade?
- Would you like to avoid any risk of power cuts when using appliances and charging the EV at the same time?
- Would you like to have all this without a huge investment?



Home BeON is a new step forward in domestic EV charging, allowing you to charge your vehicle while using your appliances.

Its intelligent sensor, easily added to the standard domestic fuse box, dynamically adjusts the electric vehicle's consumption if the home's system is about to be overloaded.

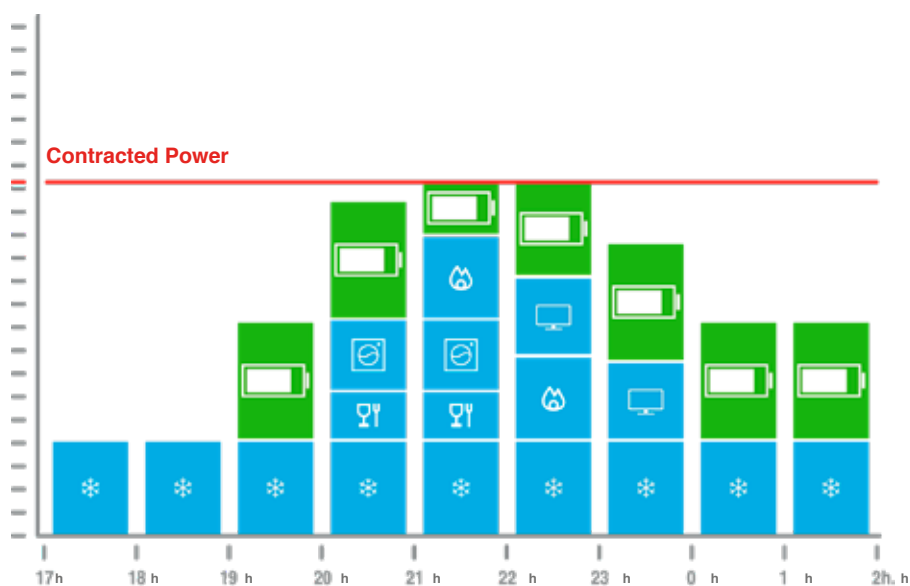
Home BeON measures and interprets the housing consumption, generates the corresponding signal and sends it to the Wallbox eHome charging station, which interprets and modifies its output current accordingly.

Home BeON uses the moments when the house is using less power to charge your EV, saving money and energy.



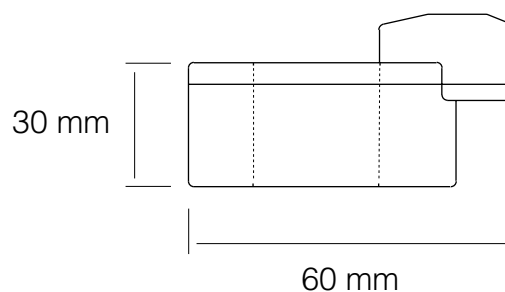
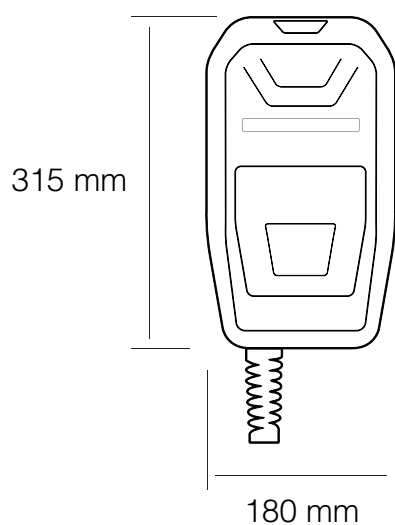
Compatible with eHome and eNext

Intelligent sensor



Product dimensions

It is so small that will fit everywhere



Wallbox eNext Elite

The most advanced option in connectivity, ready for future demands

Application

Designed to be installed inside or outside homes, neighbourhood blocks, workplaces or car parks, where managing charging and users may be required.



Concept Design

The increasing sophistication of car parks and EV users requires smart EV charging solutions with the potential for cloud integration for remote management and monitoring via the OCPP communication protocol.

Maintaining the elegant eNext design, this new wallbox goes one step further in terms of connectivity and usability thanks to the Wi-Fi connection. Furthermore, its digital system can easily be updated with the latest features and future requirements.



Product highlights

- **Advanced connectivity.** The charger can be connected to a back-office system (through OCPP) either by Wi-Fi, Ethernet port or 4G/3G/GPRS modem (optional), resulting in benefits such as user management, billing, remote error diagnostics, etc.
- **3.5" colour screen.** Displays the charging instructions clearly through pictograms. It also provides information on the charging and connectivity status.
- **Protection.** The system guarantees the best level of protection thanks to integrated DC leakage detection and welded contact detection. The charger also permits integration with additional internal protection features.
- **Dynamic charging settings.** The charger is compatible with the Home BeON sensor (optional) which, combined with the eNext, dynamically adjusts the consumption of the electric vehicle, taking into account the power available in the system.
- **Scheduling.** To adapt charging to your needs and/or to the electricity tariff, the charging session can be scheduled through the website.
- **Remotely activate charging.** You can remotely activate charging through an external ON/OFF signal (a timer, for example).
- **Flexible identification.** The user can show their RFID card before or after connecting their vehicle. This feature can also be disabled in order to use the Plug and Charge mode.
- **Customisation.** It is easy to customise the system with branding thanks to the space at the front.



durapower
Authorised Distributor

Wallbox eNext Elite Series

General Specifications



Network connection	Ethernet 10/100BaseTX (TCP-IP)
Wireless communication	Wi-Fi 2.4GHz (IEEE 802.11b/g/n)
Interface protocol	OCPP 1.6J / 2.0 HW Ready
Protections	6 mADC leakage detection
Enclosure rating	IP54 / IK10*
Enclosure material	ABS / PC
Operating temperature	-5 °C to +45 °C
Ambient temperature storage	-40 °C to +60 °C
Operating humidity	5% to 95% Non-condensing
Light beacon	LED colour indicator
Power limit control	Mode 3 PWM control according to IEC 61851-1
RFID reader	ISO/IEC 14443 A&B FeliCa ISO/IEC 15693 ISO/IEC 18092
Meter	MID Class 1 - EN50470-3
Display	3,5" colour screen
Dimensions (D x W x H)	200 x 335 x 315 mm
Weight	4 kg
Safety protection	Welded contactor detection

*IK08 in some components appended to the body, i.e., beacon light.

Optional devices	
Low temperature kit	-30 °C to +45 °C
Protections	RCBO (RCD Type A + MCB)
Power limit control*	Home BeON sensor
Type 2 socket protection	Shutter
Tethered cable	Type 1 straight + cable roller
	Type 1 spring + connector holder
	Type 2 straight + cable roller
	Type 2 spring + connector holder
Cellular communication	Modem 4G / 3G / GPRS / GSM
Pedestal	
Customisation	Logo customisation

*Single-phase models only.

Model Specifications

Model	S	T
AC power supply	1P + N + PE	3P + N + PE
AC input voltage	230 VAC +/-10%	400 VAC +/- 10%
Maximum input current	32 A	32 A
Maximum input power	7.4 kW	22 kW
Number of plugs	1	1
Maximum output power per outlet	7.4 kW	22 kW
Maximum output current per outlet	32 A	32 A
AC output voltage	230 VAC (1P + N + PE)	400 VAC (3P + N + PE)
Socket Type	1 x Type 2 Socket (locking system) 	1 x Type 2 Socket (locking system) 

Wallbox eNext Park

The ultimate design for a Wallbox with communications

Application

Designed to be installed (both indoors and outdoors) at workplaces and car parks.



Concept Design

Nowadays, the concept of an intelligent car park combined with sophisticated users demands intelligent EV chargers with the possibility of having connection to a cloud-based software or backend system.

In terms of the exterior design, we kept black and white as the core design colours while introducing curved lines and rounded shapes. The appropriate proportions and the perfect size, along with the piano black combined with matt white makes the eNext series the best choice to match any wall.



Product highlights

For Charge Point Operators / Owners

- The **Integrated Load Management** allows for a lower TCO (Total Cost of Ownership) by charging two EVs simultaneously even when the charger is not supplied with its maximum output power.
- The charger's **housing** is made of ABS plastic which is both robust and UV resistant, providing protection against mechanical stress and severe environmental conditions.
- In terms of **communications**, either through the Ethernet port (by default) or 4G/3G/GPRS modem (optional), the charger can be connected to a back-office system (by means of OCPP), obtaining benefits such as user management, billing, remote error diagnostics, etc.
- Ready for **Dynamic Load Management** network integration. The Wallbox eNext Park series can be integrated with Circontrol's SCADA software, making simultaneous EV charging easier, faster and cheaper.

For Charge Point Users

- **Clear charging instructions and operating status** are shown using a backlit display, increasing user satisfaction, especially useful when the charger has been previously reserved by another user.
- The Wallbox eNext Park series offers **flexible authentication**, meaning that the user can authenticate either before or after connecting the cable to the EV. Additionally, the authentication process can also be disabled for the Plug 'n' Charge mode.



durapower
Authorised Distributor

Wallbox eNext Park Series









General Specifications

Network connection	10/100BaseTX (TCP-IP)
Interface protocol	OCPP 1.5 / 1.6J
Enclosure rating	IP54 / IK10*
Enclosure material	ABS / PC
Operating temperature	-5°C to 45°C
Ambient temperature storage	-40°C to + 60°C
Operating humidity	5% to 95% Non-condensing
Light beacon	RGB colour indicator
Display	Multi-language LCD
Power limit control	Mode 3 PWM control according to ISO/IEC 61851-1
Dimensions (D x W x H)	200x335x315mm
Weight	4kg
RFID Reader	ISO / IEC14443A MIFARE Classic/DESFire EV1 ISO 18092 / ECMA - 340 NFC 13.56MHz
Meter	MID Class 1 - EN50470-3
Type 2 socket protection	Locking system

*IK08 in some components appended to the body, i.e., beacon light.

Optional devices	
Low temperature kit	-30 °C to +45 °C
Type 2 socket protection	Shutter
Tethered cable	Type 1 straight + cable roller
	Type 1 spring + connector holder
	Type 2 straight + cable roller
	Type 2 spring + connector holder
Wireless Communications	4G / 3G / GPRS / GSM
Pedestal	
Compatible with DML	
Customisation	Logo customisation

Model Specifications

Model	S	T	SME	TME	S Two
AC power supply	1P + N + PE	3P + N + PE	1P + N + PE	3P + N + PE	1P + N + PE
AC input voltage	230 VAC +/-10%	400 VAC +/-10%	230 VAC +/-10%	400 VAC +/-10%	230 VAC +/-10%
Maximum input current	32 A	32 A	32 A	32 A	64 A
Maximum input power	7.4 kW	22 kW	7.4 kW	22 kW	14.8 kW
Number of plugs	1	1	2	2	2
Simultaneous charging sessions	1	1	1	1	2
Outlet A	Maximum output current	32 A	32 A	32 A	32 A
	Maximum output power	7.4 kW	22 kW	7.4 kW	7.4 kW
	AC output voltage	230 VAC (1P + N + PE)	400 VAC (3P+N+PE)	230 VAC (1P + N + PE)	400 VAC (3P+N+PE)
Outlet B	Maximum output current	-	-	3.6 kW	3.6 kW
	Maximum output power	-	-	16 A	16 A
	AC output voltage	-	-	230 VAC (1P + N + PE)	230 VAC (1P + N + PE)
Socket Type	1 x Type 2 Socket	1 x Type 2 Socket	1 x Type 2 Socket CEE/7	1 x Type 2 Socket CEE/7	2 x Type 2 Socket
			 	 	 
	A	A	A B	A B	A B

Wallbox Smart

A suitable solution for improving user and operator experience

Application

Designed to be installed in both public access environments (urban spaces, shopping centres, car parks, airports...) and private areas (company fleets) where its intelligence and communications capabilities offer a range of possibilities that improve the user and/or operator experience.

Concept Design

Nowadays, the concept of an intelligent car park combined with sophisticated users demands intelligent EV chargers with the possibility of having connection to a cloud-based software or backend system.

Installing a Smart Wallbox network in a car park allows for intelligent energy management of several charging stations simultaneously when there is not enough power available for all of them.



Product highlights

For Charge Point **Operators / Owners**

- The **Integrated Load Management** allows for a lower TCO (Total Cost of Ownership) by charging two EVs simultaneously even when the charger is not supplied with its maximum output power.
- In terms of the charger's **housing, ABS plastic** has been selected. Its robust structural design provides protection against both mechanical stress and severe environmental conditions, increasing the charger's lifespan and meaning it does not need to be replaced after just a few years.
- In terms of **communication**, either through the Ethernet port (by default) or 3G/GPRS modem (optional), the charger can be connected to a back-office system (by means of OCPP), obtaining benefits such as user management, billing, remote error diagnostics, etc.
- Ready for **Dynamic Load Management** network integration. The Wallbox Smart series can be integrated with Circontrol's SCADA software, making simultaneous EV charging easier, faster and cheaper.

For Charge Point **Users**

- **Clear charging instructions and operating status** are shown using a backlit display, increasing user satisfaction, especially useful when the charger has been previously reserved by another user.
- The Wallbox Smart series offers a **flexible authentication**, meaning that the user can authenticate either before or after connecting the cable to the EV. Additionally, the authentication process can also be disabled for a Plug 'n' Charge mode.



durapower
Authorised Distributor




Wallbox Smart Series




General Specifications







Network connection	10/100BaseTX (TCP-IP)
Interface protocol	OCPP 1.5 / 1.6J
Enclosure rating	IP54 / IK10
Enclosure material	ABS
Operating temperature	-5°C to 45°C
Ambient temperature storage	-40°C to +60°C
Operating humidity	5% to 95% Non-condensing
Light beacon	RGB colour indicator
Display	Multi-language LCD
Power limit control	Mode 3 PWM control according to ISO/IEC 61851-1
Dimensions (D x W x H)	Single: 125x225x320 mm Dual: 125x442x350 mm
Weight	Single: 4 kg Dual: 6 kg

RFID Reader	ISO / IEC14443A / B MIFARE Classic/DESFire EV1 ISO 18092 / ECMA-340 NFC 13.56MHz
MID Meter	MID Class 1 - EN50470-3
Type 2 socket protection	Locking system
Compatible with DLM	
Optional devices	
Low temperature kit	-30°C to +45°C
Cable support	Optional (included at Wallbox with tethered cable)
Pedestal	Single: for single-plug Wallbox Dual: for dual-plugs Wallbox
Type 2 socket protection	Shutter
Wireless Communication	4G / 3G / GPRS / GSM

Model Specifications

Model	WBC-SMART	WBC32-SMART	WBMC-SMART
AC power supply	1P + N + PE	1P + N + PE	1P + N + PE
AC Voltage	230 VAC +/-10%	230 VAC +/-10%	230 VAC +/-10%
Maximum input current	16 A	32 A	32 A
Maximum input power	3.7 kW	7.4 kW	7.4 kW
Number of plugs	1	1	1
Maximum output power per outlet	3.7 kW	7.4 kW	7.4 kW
Maximum output current per outlet	16 A	32 A	32 A
AC output voltage	230 VAC (1P + N + PE)	230 VAC (1P + N + PE)	230 VAC (1P + N + PE)
Connection	1 x Type 1 Cable (5m) 	1 x Type 1 Cable (5m) 	1 x Type 2 Cable (5m) 

Model	WBMC-SMART-TRI	WBM-SMART	WBM-SMART-TRI
AC power supply	3P + N + PE	1P + N + PE	3P + N + PE
AC Voltage	400 VAC +/-10%	230 VAC +/-10%	400 VAC +/-10%
Maximum input current	32 A	32 A	32 A
Maximum input power	22 kW	7.4 kW	22 kW
Number of plugs	1	1	1
Maximum output power per outlet	22 kW	7.4 kW	22 kW
Maximum output current per outlet	32 A	32 A	32 A
AC output voltage	400 VAC (3P+N+PE)	230 VAC (1P + N + PE)	400 VAC (3P + N + PE)
Connection	1 x Type 2 Cable (5m) 	1 x Type 2 Socket (lock system) 	1 x Type 2 Socket (lock system) 

Model	WB2M-SMART	WB2M-SMART-TRI	WB-MIX-SMART
AC power supply	1P + N + PE	3P + N + PE	1P + N + PE
AC Voltage	230 VAC +/-10%	400 VAC +/-10%	230VAC +/-10%
Maximum input current	64 A	64 A	48 A
Maximum input power	14.7 kW	44 kW	11 kW
Number of plugs	2	2	2
Outlet A	Maximum output power	7.4 kW	22 kW
	Maximum output current	32 A	32 A
Outlet B	Maximum output power	7.4 kW	3.7 kW
	Maximum output current	32 A	16 A
AC output voltage	230 VAC (1P + N + PE)	400 VAC (3P + N + PE)	230 VAC (1P + N + PE)
Connection	2 x Type 2 Socket (lock system)  	2 x Type 2 Socket (lock system)  	1 x Type 2 Socket (lock system) + 1 x CEE/7  

Wallbox eVolve Smart

The perfect combination of robustness, design and communications

Application

Designed to be installed in both public access environments (urban spaces, shopping centres, car parks, airports, petrol stations...) and private areas (companies, community car park sites...) where its intelligent capabilities offer a range of possibilities which improve the user and/or operator experience.

Concept Design

Nowadays, the concept of smart cities demands an innovative design for urban equipment, especially for EVSE (EV Supply Equipment) due to its innovative nature. With its stylised shape and modern lines, the eVolve series meets this demand.

In addition, not only has the exterior design been taken into account, but also the daily conditions (operational and environmental) that EVSE has to withstand.



Product highlights

For Charge Point Operators / Owners

- The **Integrated Load Management** allows for a lower TCO (Total Cost of Ownership) by charging two EVs simultaneously.
- The door at the front with **key access** provides easy access to the interior of the charger which results in a lower OPEX (operating expense) due to a quicker installation and service (preventive/corrective). Moreover, it allows the charger to be installed next to a wall, optimising the available space.
- In terms of the charger's **housing**, aluminium and ABS plastic have been combined in a robust structural design that provides protection against both mechanical stress and severe environmental conditions, increasing the charger's lifespan, meaning it will not need to be replaced after just a few years.
- In terms of **communication**, either through the Ethernet port (by default) or 4G/3G/GPRS modem (optional), the charger can be connected to a back-office system (by means of OCPP), obtaining benefits such as user management, billing, remote error diagnostics, etc.
- To comply with the most demanding requirements regarding billing, the eVolve series includes **MID certified metres**.
- Available in **two sizes**, a small one with no protections and a large one with protections.

For Charge Point Users

- Clear charging instructions and operating status are shown using a **backlit display**, increasing user satisfaction, especially useful when the charger has been previously reserved by another user.
- eVolve series offers a **flexible authentication**, meaning that the user can authenticate either before or after the cable to the EV. Additionally, the authentication process can also be disabled for a Plug 'n' Charge mode.
- **Accessibility for disabled users** has also been considered, complying with international standards regarding the height of connectors/displays, facilitating their use.
- The eVolve series includes the necessary **electrical protections** (optional) not only to minimise the human safety risk of electrical shocks but also to ensure the maximum uptime thanks to independent protections per connector.



durapower
Authorised Distributor

Wallbox eVolve Smart Series

General Specifications









Network connection	10/100BaseTX (TCP-IP)
Interface protocol	OCPP 1.5 / 1.6J
Enclosure rating	IP54 / IK10
Enclosure material	Aluminium & ABS
Enclosure door lock	Anti-vandal key
Enclosure access	Frontal door
Operating temperature	-5 °C to + 45 °C
Ambient temperature storage	-40 °C to + 60 °C
Operating humidity	5% to 95% Non-condensing
Light beacon	RGB colour indicator
Display	Multi-language LCD
Power limit control	Mode 3 PWM control according to ISO/IEC 61851-1
Dimensions (D x W x H)	Small: 222x382x628 mm (Model S & T without protections) Large: 222x382x928 mm
Weight	Small: 25 kg Large: 30 kg
RFID Reader	ISO / IEC14443A / B MIFARE Classic/DESFire EV1 ISO 18092 / ECMA-340 NFC 13.56MHz

Meter	MID Class 1 - EN50470-3
Power output management	Integrated Load Management
Type 2 socket protection	Locking System
Compatible with DLM	
Optional devices	
Low temperature kit	-30 °C to +45 °C
Overcurrent protection*	MCB (curve C)
Electrical protection*	RCD Type A (30mA) RCD Type A (30mA) + 6mA DC RCD Type B (30mA) Autorecovery function optional**
Type 2 socket protection	Shutter
Wireless Communication	4G / 3G / GPRS / GSM
Tethered Cable (spring)* (Cable length: 4 m)	Type 1 + Type 1 Type 2 + Type 2
RFID Extension	Legic Advant / Legic Prime ISO 15693 / ISO 18092, Sony FeliCa
Customisation	Frontal Labelling

*Not available in the TM4 model

**As per directive this function is not available for cable. It is also not compatible with the "RCD Type A + 6mA DC" option.

Model Specifications

Model	S	T	TM4	
AC power supply	1P + N + PE	3P + N + PE	3P + N + PE	
AC input voltage	230 VAC +/-10%	400 VAC +/-10%	400 VAC +/-10%	
Maximum input current	64 A	64 A	64 A	
Maximum input power	14.7 kW	44 kW	44 kW	
Number of plugs	2	2	4	
Outlet A	Maximum output current	32 A	32 A	16 A
	Maximum output power	7.4 kW	22 kW	3.7 kW
	AC output voltage	230 VAC (1P + N + PE)	400 VAC (3P + N + PE)	400 VAC (3P + N + PE) 230 VAC (1P + N + PE)
Outlet B	Maximum output current	32 A	32 A	16 A
	Maximum output power	7.4 kW	22 kW	3.7 kW
	AC output voltage	230 VAC (1P + N + PE)	400 VAC (3P + N + PE)	400 VAC (3P + N + PE) 230 VAC (1P + N + PE)
Protections	Small	No	Not Available	
	Large	Yes	No	
Connection	2x Type 2 Socket (lock system)	2x Type 2 Socket (lock system)	2x Type 2 Socket (lock system)	2x CEE/7
	  A B	  A B	  A B	  A B

Post eVolve Smart

The most suitable charger for urban environments

Application

Designed to be installed in both public access environments (urban spaces, shopping centres, car parks, airports, petrol stations...) and private areas (companies, community car park sites...) where its intelligent capabilities offer a range of possibilities which improve the user and/or operator experience.

Concept Design

Nowadays, the concept of smart cities demands an innovative design for its urban equipment, especially for EVSE (EV Supply Equipment) due to its innovative nature. With its stylised shape and modern lines, the eVolve series meets this demand.

In addition, not only has the exterior design been taken into account, but also the daily conditions (operational and environmental) that EVSE has to withstand.



Product highlights

For Charge Point Operators / Owners

- The **Integrated Load Management** allows for a lower TCO (Total Cost of Ownership) by charging two EVs simultaneously even when the charger is not supplied with its maximum output power.
- The door at the front with **key access** provides an access to the interior of the charger which results in a lower OPEX (operating expense) due to a quicker installation and service (preventive/corrective). Moreover, it allows the charger to be installed next to a wall, optimising the available space.
- In terms of the charger's **housing**, aluminium and ABS plastic have been combined in a robust structural design that provides protection against both mechanical stress and severe environmental conditions, increasing the charger's lifespan, meaning it will not need to be replaced after just a few years.
- In terms of **communication**, either through the Ethernet port (by default) or 4G/3G/GPRS modem (optional), the charger can be connected to a back-office system (by means of OCPP), obtaining benefits such as user management, billing, remote error diagnostics, etc.
- To comply with the most demanding requirements regarding billing, the eVolve series includes **MID certified metres**.

For Charge Point Users

- Clear charging instructions and operating status are shown using a **backlit display**, increasing user satisfaction, especially useful when the charger has been previously reserved by another user.
- eVolve series offers a **flexible authentication**, meaning that the user can authenticate either before or after the cable to the EV. Additionally, the authentication process can also be disabled for a Plug 'n' Charge mode.
- **Accessibility for disabled users** has also been considered, complying with international standards regarding the height of connectors/displays, facilitating their use.
- The eVolve series includes the necessary **electrical protections** not only to minimise the human safety risk of electrical shock, but also to ensure the maximum uptime thanks to independent protections per connector.



durapower
Authorised Distributor

Post eVolve Smart Series

General Specifications










Network connection	10/100BaseTX (TCP-IP)
Interface protocol	OCPP 1.5 / 1.6J
Enclosure rating	IP54 / IK10
Enclosure material	Aluminium & ABS
Enclosure door lock	Anti-vandal key
Enclosure access	Frontal door
Operating temperature	-5 °C to +45 °C
Ambient temperature storage	-40 °C to +60 °C
Operating humidity	5% to 95% Non-condensing
Light beacon	RGB colour indicator
Display	Multi-language LCD
Power limit control	Mode 3 PWM control according to ISO/IEC 61851-1
Dimensions (D x W x H)	290x450x1550 mm
Weight	55 kg
RFID Reader	ISO / IEC14443A / B MIFARE Classic/DESFire EV1 ISO 18092 / ECMA-340 NFC 13.56MHz
Meter	MID Class 1 - EN50470-3
Power output management	Integrated Load Management

Overcurrent protection	MCB (curve C)
Safety protection	RCD Type A (30mA) Autorecovery function optional*
Type 2 socket protection	Locking System
Compatible with DLM	
Optional devices	
Low temperature kit	-30 °C to +45 °C
Safety protection	RCD Type A (30mA) + 6mA DC RCD Type B (30mA) with autorecovery function optional*
Surge protection	Four pole transient surge protector IEC 61643-1 (class II)
Type 2 charging socket	Shutter
Wireless Communication	4G / 3G / GPRS / GSM
Anti-vandal door**	Electromagnetic locking system
Tethered Cable (spring) (Cable length: 4 m)	Type 1 + Type 1 Type 2+ Type 2 Type 2 + Type 2 Socket
RFID Extension	Legic Advant / Legic Prime ISO 15693 / ISO 18092, Sony FeliCa
Customisation	Frontal Labelling

*As per regulations this function is not available for cable.

** Not available for TM4.

Model Specifications

Model	S	T	TM4	C63 One	
AC power supply	1P + N + PE	3P + N + PE	3P + N + PE	3P + N + PE	
AC input voltage	230 VAC +/-10%	400 VAC +/-10%	400 VAC +/-10%	400 VAC +/-10%	
Maximum input current	64 A	64 A	64 A	63 A	
Maximum input power	14.7 kW	44 kW	44 kW	43 kW	
Number of plugs	2	2	4*	1	
Outlet A	Maximum output current	32 A	32 A	16 A	63 A
	Maximum output power	7.4 kW	22 kW	22 kW	43 kW
	AC output voltage	230 VAC (1P + N + PE)	400 VAC (3P + N + PE)	400 VAC (3P + N + PE) 230 VAC (1P + N + PE)	400 VAC (3P + N + PE)
Outlet B	Maximum output current	32 A	32 A	16 A	
	Maximum output power	7.4 kW	22 kW	22 kW	3.7 kW
	AC output voltage	230 VAC (1P + N + PE)	400 VAC (3P + N + PE)	400 VAC (3P + N + PE) 230 VAC (1P + N + PE)	
Connection	2x Type 2 Socket (lock system)	2x Type 2 Socket (lock system)	2x Type 2 Socket (lock system)	2x CEE/7	Type 2 Cable (4m)
	 A  B	 A  B	 A  B	 B  A	 A

* Exclusive use type 2 or CEE/7 per outlet

Customisation Examples

The eVolve series features a broad frontal panel that can be easily customised.



Master - Slave

The most cost-effective multiple charging solution



durapower
Authorised Distributor

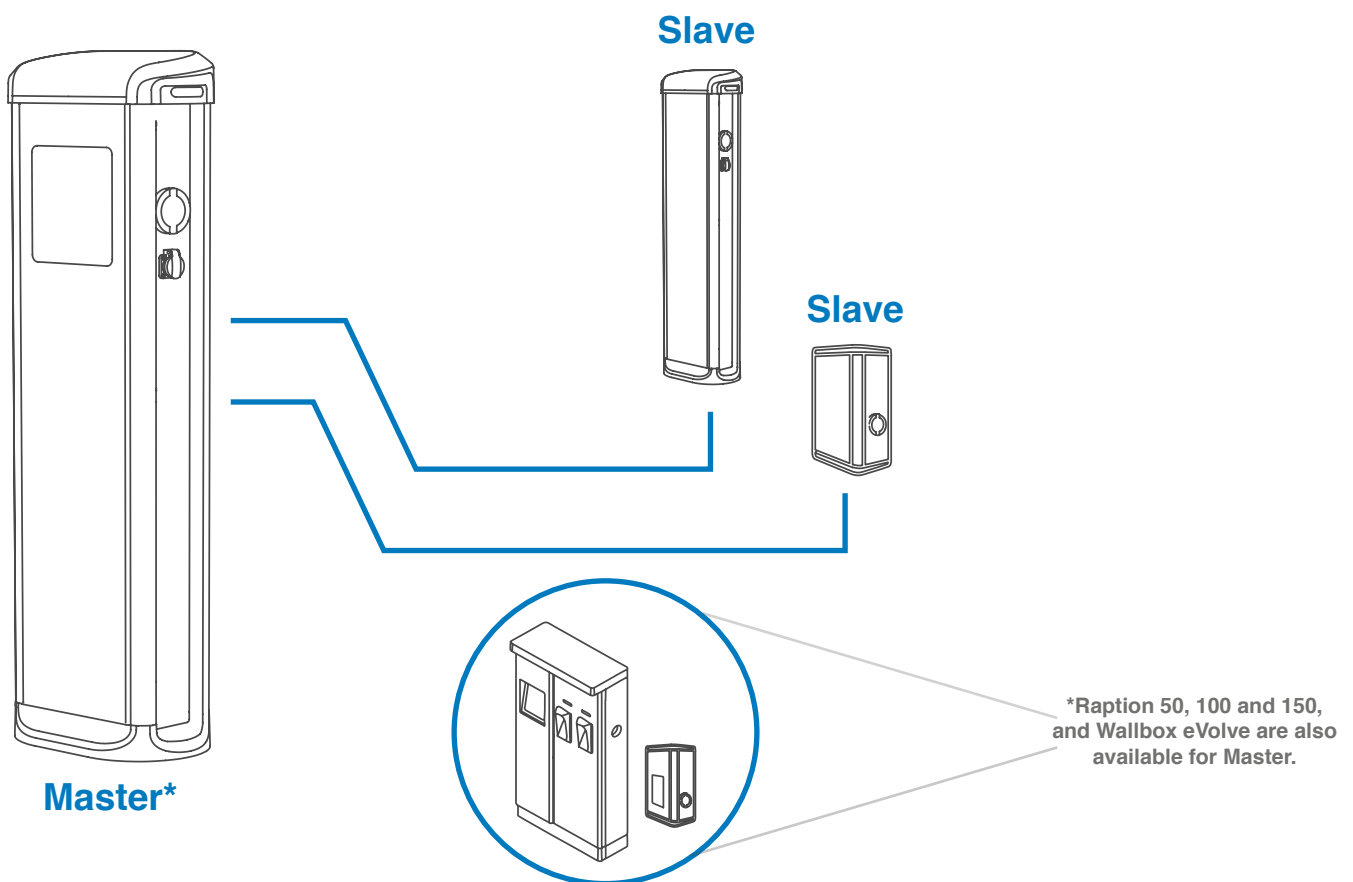
Application

Designed to minimise the initial investment (CAPEX) and the operating expenses (OPEX) when several chargers are required, this solution is a combination of a Master charger and a set of Slaves controlled by this Master. The whole system works as if all the chargers had smart capabilities.

Suitable for private installations such as company fleets or communities with a single administrator, and also for public access environment such as shopping centers, car parks, airports and others.

Concept Design

It has the same exterior design concept as the acclaimed eVolve series, and in addition to featuring modern lines and robust housing, harsh weather conditions and user-friendly operation have also been considered.



Product highlights

- The Master charger is **capable of balancing the available power** based on the number of charge points in use, thus the total power required to provide the total load becomes substantially reduced. This makes it possible to reduce costs in the electrical installation setup and a cost saving on the contracted energy.
- Also, by centralising the smart capabilities into the Master, the hardware of the Slaves is reduced, so combining Master-Slave is the **best choice to minimise the hardware cost**.
- A **single modem** in the Master unit can be used for remote connection and back-office system integration (by means of OCPP 1.5 or 1.6J), so communication fees are also reduced avoiding extra OPEX cost.
- **The Master can operate up to 8 Slaves** (max. 18 charging points including the Master) managing the load and user authentication.
- For car parks without OCPP backend system, standalone configuration offers a **load balancing feature and user control through RFID**.
- The door at the front with **key access** provides an access to the interior of the charger which results in a lower OPEX (operating expense) due to quicker installation and service (preventive/corrective). Moreover, it allows the charger to be installed next to a wall optimising the available space.
- Its **8" daylight readable touchscreen** not only provides clear charging instructions (e.g. incorrect EV shift position to start the charge) and operating status (e.g. reserved charge point) but also allows the user to select from several languages.
- To comply with the most demanding requirements regarding billing, the eVolve series includes **MID certified metres**.
- The eVolve series include the necessary **electrical protections** not only to minimise the human safety risk of electric shocks, but also to ensure the maximum uptime thanks to independent protections per connector.
- **Integrated contactless payment system:** Offers an easy, intuitive and contactless card payment experience. (Available only for Post)

Master-Slave Post



Master-Slave Wallbox



Master - Slave Post

General Specifications

Enclosure rating	IP54 / IK10
Enclosure material	Aluminium & ABS
Enclosure door lock	Anti-vandal key
Enclosure access	Frontal door
Operating temperature	-5 °C to + 45 °C
Ambient temperature storage	-20 °C to + 60 °C
Operating humidity	5% to 95% Non-condensing
Meter	MID Class 1 - EN50470-3
Light beacon	RGB colour indicator
Power limit control	Mode 3 PWM control according to ISO/IEC 61851-1
Dimensions	450 x 290 x 1550 mm
Weight	55 kg
Power Output Management	Integrated Load Management
Overcurrent protection	MCB (Curve C)
Safety protection	RCD Type A (30mA)
Type 2 socket protection	Locking System

Master	
Network connection	10/100TX (TCP-IP)
Interface protocol	OCPP 1.5 / 1.6J
Display HMI	8" anti-vandal touchscreen
RFID Reader	ISO/IEC 14443 A/B MIFARE Classic/DESFire EV1 ISO 18092 ECMA-340 NFC 16.53MHz

Slave	
Master Communication	Ethernet UTP

Optional devices	
Low Temperature Kit	-30 °C to +45 °C
Safety Protection	RCD Type A + 6mA DC RCD Type B (30mA)
Surge Protection	Four pole transient surge protector IEC 61643-1 (class II)
Type 2 socket protection	Shutter
Wireless communication (only in Master)	EMEA - 4G LTE/WiFi Hotspot/GPRS/GSM LATAM/APAC - 4G LTE/GPRS/GSM
Tethered cable (spring) (cable length: 4m)	Type 1 + Type 1 Type 2 + Type 2
Network hub (only available in Master)	Switch TCP ethernet 8 ports Switch TCP ethernet 12 ports
RFID Extension	Legic Advant / Legic Prime ISO 15693 / ISO 18092, Sony FeliCa
Customisation	Frontal Labelling
Contactless payment*	Integrated credit card payment terminal

* Ask for availability



Model Specifications

Models		Master or Slave S	Master or Slave T	Master or Slave C63 One
AC power supply		1P + N + PE	3P + N + PE	3P + N + PE
AC input voltage		230 VAC +/-10%	400 VAC +/-10%	400 VAC +/-10%
Maximum input current		64 A	64 A	63 A
Maximum input power		14.8 kW	44 kW	44 kW
Number of plugs		2	2	1
Outlet A	Maximum output current	32 A	32 A	63 A
	Maximum output power	7.4 kW	22 kW	43 kW
	AC output voltage	230 VAC (1P + N + PE)	400 VAC (3P + N + PE)	400 VAC (3P + N + PE)
Outlet B	Maximum output current	32 A	32 A	
	Maximum output power	7.4 kW	22 kW	
	AC output voltage	230 VAC (1P + N + PE)	400 VAC (3P + N + PE)	
Connection	Master	2x Type 2 Socket (lock system)	2x Type 2 Socket (lock system)	1 x Type 2 Cable (4m)
	Slave	2x Type 2 Socket (lock system)	2x Type 2 Socket (lock system)	

Master - Slave Wallbox

General Specifications

Enclosure rating	IP54 / IK10
Enclosure material	Aluminium & ABS
Enclosure door lock	Anti-vandal key
Enclosure access	Frontal door
Operating temperature	-5 °C to + 45 °C
Ambient temperature storage	-20 °C to + 60 °C
Operating humidity	5% to 95% Non-condensing
Meter	MID Class 1 - EN50470-3
Light beacon	RGB colour indicator
Power limit control	Mode 3 PWM control according to ISO/IEC 61851-1
Dimensions	Small: 222 x 382 x 628 mm (only available on Master Zero and on Slave S) Large: 222 x 382 x 928 mm
Weight	Small: 25 kg Large: 30 Kg
Power Output Management	Integrated Load Management
Type 2 socket protection	Locking System
Master	
Network connection	10/100TX (TCP-IP)
Interface protocol	OCPP 1.5 / 1.6J
Display HMI	8" anti-vandal touchscreen
RFID Reader	ISO/IEC 14443 A/B MIFARE Classic/DESFire EV1 ISO 18092 ECMA-340 NFC 16.53MHz
Slave	
Master Communication	Ethernet UTP

Optional devices	
Low Temperature Kit	-30 °C to +45 °C
Overcurrent protection	MCB (curve C)
Electrical protection	RCD Type A (30mA) RCD Type A (30mA) + 6mA DC RCD Type B (30mA)
Type 2 charging socket	Shutter
Wireless communication (only in Master)	EMEA - 4G LTE/WiFi Hotspot/GPRS/GSM LATAM/APAC - 4G LTE/GPRS/GSM
Tethered cable (spring) Cable length: 4m (only available in Slave)	Type 1 + Type 1 Type 2 + Type 2
RFID Extension	Legic Advant / Legic Prime ISO 15693 / ISO 18092, Sony FeliCa
Customisation	Frontal Labelling



Model Specifications

Models	Master Zero	Master or Slave S	Master or Slave T
AC power supply	1P + N + PE	1P + N + PE	3P + N + PE
AC input voltage	230 VAC +/-10%	230 VAC +/-10%	400 VAC +/-10%
Maximum input current	0.15 mA	64 A	64 A
Maximum input power	35 W	14.8 kW	44 kW
Number of plugs	0	2	2
Outlet A	Maximum output current	32 A	32 A
	Maximum output power	7.4 kW	22 kW
	AC output voltage	230 VAC (1P + N + PE)	400 VAC (3P + N + PE)
Outlet B	Maximum output current	32 A	32 A
	Maximum output power	7.4 kW	22 kW
	AC output voltage	230 VAC (1P + N + PE)	400 VAC (3P + N + PE)
Connection	Master	Not available	Check availability
	Slave	Not available	2x Type 2 Socket (lock system)

eVolve Rapid

The most compact and affordable DC charging solution

Application

The eVolve Rapid series is designed to bring fast charging to small private sites that do not have access to large high-power electricity infrastructure (small EV fleets, car dealerships, carsharing companies, small private car parks, etc.) to improve the charging speed of electric vehicles at these locations without large investments.

Concept Design

Thanks to Circontrol's years of experience in the field of slow and/or semi-fast public charging, as well as its fast-charging Raption series, the eVolve Rapid series has been launched as a fast-charging solution that is perfect for small private locations and features two models for wall or floor installation (wallbox and post).

Designed to reduce charging times for electric vehicles with larger batteries, which will go from having a range of just over 40 or 60 km (depending on the model) if charged on AC for one hour to being able to travel nearly 150 km with the same charging time and the same enclosure.



Product highlights

- Simple operation thanks to the **'Free to Charge'** mode, allowing the user to forgo authentication.
- Fast, straightforward interaction with the charger through two **Start/Stop buttons** with LED indicators that guide the user through each step of the charging process.
- Its **RGB light bar** enables the user to see the charger status (free, error, charging or completed) at a glance.
- Its **aluminium and ABS plastic enclosure** provides protection against mechanical stress and severe weather conditions, offering greater durability and preventing it from needing replacement in the short term.
- Its **compact exterior design** is typical of an AC charger, however, because **it provides up to 25 kW DC**, it is able to reduce charging time by half or even two-thirds for increased user satisfaction.
- Its lockable front door enables easy access to the inside of the charger for **faster installation and maintenance**. The charger can also be installed next to a wall to optimise available space.
- Developed with **future-proof technology to charge using a broad voltage scale** (from 200 to 920 V), it is capable of charging both new small electric cars and heavy vehicles such as electric buses and lorries.
- The eVolve Rapid series includes optional **electrical safeguards**, not only to minimise the risk of electric shock, but also to deactivate the device on site, which reduces operating costs (OpEx) during technical maintenance or repair services.
- Lower energy consumption — and therefore lower OpEx — due to **sustained high efficiency** since the power module is disconnected when the electric vehicle no longer requires energy for charging.





durapower
Authorised Distributor

General Specifications

AC Power Supply	3P + N + PE
AC Input V	400V +/- 10% three-phase
Power Factor	> 0.98
Efficiency	94% at nominal output power
Frequency	50 / 60Hz
Required power supply capacity	27 kVA
Maximum AC input current	39 A
Maximum output power	25 kW
Maximum output current	70 A
Output voltage	150-920 Vdc
Compliance	CE / Combo-2 (DIN 70121; ISO15118) IEC61851-1; IEC61851-23 IEC61851-21-2

Enclosure material	Aluminium & ABS
Enclosure rating	IP54 & IK10
Operating Humidity	Up to 95%
Ambient temperature storage	-40 °C to +60 °C
Lights for status indication	RGB colour indicator
Start / Stop system	Physical button with indicator led light
Enclosure door lock	Key lock
Charge cable length	5.5 metres
Optional devices	
Customisation	Frontal labelling
Safety Protections (only wallbox)	RCD type B 30mA MCB curve C

Model Specifications

Models	Post CCS	Wallbox CCS
Safety Protections	RCD type B 30mA MCB curve C	-
Operating Temperature	-35°C to +45°C (Low Temp. Kit)	-5°C to +45°C
Environment	Outdoor	Indoor
Dimensions (W x H x D)	382 x 1750 x 236 mm	382 x 984 x 236 mm
Weight	65 kg	52.6 kg
Cable support	Integrated connector holder and cable roller	Cable roller
Connection	CCS2 	CCS2 

Raption 50

The perfect combination of power, design and reliability



durapower
Authorised Distributor

Application

Designed to be installed in both public access environments (urban spaces, shopping centres, airports, road-side rest areas...) and private areas (companies with EV fleets, taxi ranks...) where vehicles need to be ready to continue their journey in less than half an hour.

Concept Design

Designed to address the main problem identified by charge point owners/ operators when fast charging (low uptime), the Raption 50 series is based on state-of-the-art modular power technology.

Another key attribute considered was its exterior design. Sophisticated, slim and robust are just some adjectives that can be used to describe this series and features that make it ideal for any type of site (from the most stylish urban area to industrial sites).



Product highlights

For Charge Point Operators / Owners

- Its **modular power technology** ensures a very high uptime (reducing the non-operation expenditure), because in the event of a power module failure, the rest of the modules continue charging.
- Lower energy consumption (and therefore OPEX) is achieved due to a **sustained high efficiency level** resulting from disconnecting power modules when lower charging power is requested by the EV.
- The modular architecture allows **power scalability** from 25 kW to 50 kW to meet present and future EV battery demands.
- It offers a unique **connector care** concept by means of the connector locking feature (optional) and floating cable design, which reduces the risk of the cable breaking.
- The **double door** at the front with key access provides an easy access to the charger for quicker installation and service. Moreover, it allows the charger to be installed next to a wall, optimising the available space.
- Possible to configure as a **Master for the Master-Slave** solution (p. 22).
- **480 V model** available for Mexico and other countries in Latin America.

For Charge Point Users

- Its **8" anti-vandal daylight readable colour touchscreen** not only provides clear charging instructions (e.g. incorrect EV shift position to start the charge) and operating status (e.g. reserved charge point), but it also allows the user to select from several languages.
- User satisfaction is also increased due to its **built-in courtesy light** which both facilitates locating the charge point in dark areas and reading the messages included on operator instruction labels.
- **Accessibility for disabled users** has also been considered, complying with international standards regarding the height of connectors/ displays, facilitating their use.
- **Integrated contactless payment system:** Offers an easy, intuitive and contactless card payment experience.

Raption 50 Series




General Specifications





AC Power Supply	3P + N + PE
AC Voltage	400V AC +/- 10%
Power Factor	>0.98
Efficiency	95% at nominal output power
Frequency	50 / 60 Hz
Electrical input protection	Main breaker disconnection
Overcurrent protection	MCB
Safety protection	RCD Type B
Network connection	Ethernet 10/100BaseTX
Interface protocol	OCPP 1.5 / 1.6J, HW ready for update to OCPP 2.0
Compliance	CE / Combo-2 (DIN 70121; ISO15118) IEC 61851-1; IEC 61851-23, 21-2 CHAdeMO compatible Eichrechtskonform (German PTB certified)
Enclosure rating	IP54 / IK10
Enclosure material	Stainless steel
Operating temperature	-30 °C to +50 °C
Ambient temperature storage	-40 °C to +60 °C
Operating humidity	5% to 95% Non-condensing
Socket protection	Locking System
RFID system	ISO / IEC14443-1/2/3 MIFARE Classic
Display HMI	8" anti-vandal colour touchscreen

Power limit control	DC & AC by software
Cable length	3 metres (CCS, CHA, AC)
Lights for status indication	RGB colour indicator
Dimensions (D x W x H)	355x940x1800 mm (without cable engaged)
Weight	235 kg
Cooling system	Air cooling fans
Operational noise level	< 55 dBA
AC Meter	Compliant with the EN 50470-1 and EN 50470-3 (MID EU)
Wireless Communication EU	4G LTE/WiFi Hotspot/GPRS/GSM
Optional devices	
Wireless Communication	LATAM/APAC/4G LTE/GPRS/GSM
Surge protection	Four pole transient surge protector IEC 61643-1 (class II)
Cable Length	5.5 metres (all cables)
Anti-vandal connector protection	CHAdeMO, CCS (mechanical connector locking)
Type 2 charging socket	Shutter
25 kW DC version	Power output DC of 25 kW
Network hub	Switch TCP ethernet 8 ports Switch TCP ethernet 12 ports
RFID Extension	Legic Advant / Legic Prime ISO 15693/ISO 18092. Sony FeliCa
Contactless payment*	Integrated credit card payment terminal
Eichrechtskonform	German PTB certified

* Ask for availability.

Model Specifications

Models	CCS	CCS T2C32	CCS T2S32
Maximum AC input current	76 A (38 A*)	108 A (70 A*)	108 A (70 A*)
Required power supply capacity	53 kVA (26 kVA*)	75 kVA (48 kVA*)	75 kVA (48 kVA*)
Maximum output power	50 kW (25 kW*) (@400 VDC)	DC: 50 kW (25 kW*) (@400 VDC) AC: 22 kW	DC: 50 kW (25 kW*) (@400 VDC) AC: 22 kW
Output voltage range	DC: 50 - 500 V	DC: 50 - 500 V AC: 400 V	DC: 50 - 500 V AC: 400 V
Maximum output current	DC: 125 A (63 A*)	DC: 125A (63 A*) AC: 32 A	DC: 125A (63 A*) AC: 32 A
Connection	CCS 2 	CCS 2 Type 2 Tethered cable 	CCS 2 Type 2 Socket (Lock system) 

Models	CCS CHA	CCS CHA T2S32	CCS CHA T2C32	CCS CHA T2C63
Maximum AC input current	76 A (38 A*)	108 A (70 A*)	108 A (70 A*)	138 A (101 A*)
Required power supply capacity	53 kVA (26 kVA*)	75 kVA (48 kVA*)	75 kVA (48 kVA*)	96 kVA (70 kVA*)
Maximum output power	50 kW (25 kW*) (@400 VDC)	DC: 50 kW (25 kW*) (@400 VDC) AC: 22 kW	DC: 50 kW (25 kW*) (@400 VDC) AC: 22 kW	DC: 50 kW (25 kW*) (@400 VDC) AC: 43 kW
Output voltage range	DC: 50 - 500 V	DC: 50 - 500 V AC: 400 V	DC: 50 - 500 V AC: 400 V	DC: 50 - 500 V AC: 400 V
Maximum output current	DC: 125 A (63 A*)	DC: 125 A (63 A*) AC: 32 A	DC: 125 A (63 A*) AC: 32 A	DC: 125 A (63 A*) AC: 63 A
Connection	CCS 2 - JEVS G105 	CCS 2 - JEVS G105 Type 2 Socket (Lock system) 	CCS 2 - JEVS G105 Type 2 Tethered cable 	CCS 2 - JEVS G105 Type 2 Tethered cable 

* 25 kW DC version

Raption 100

Ideal to satisfy the rapid charging needs of new EVs

Application

Designed to be installed in both public access spaces (urban and inter-urban spaces, service areas...) and private ones (EV fleets, taxi ranks...) where EVs need to minimise their charge times as much as possible.

Concept Design

Designed to satisfy the rapid charging needs of new EV models with larger batteries capable of offering greater autonomy, but without sacrificing the design nor most of the features that defined its predecessor, the Raption 50: modular power technology, elegant yet robust design, user-friendliness and reliability.



Product highlights

For Charge Point Operators / Owners

- **Greater charging power:** Its 25 kW charging modules allow it to offer up to 100 kW, doubling the charging power of the Raption 50.
- **Scalability and flexibility:** Its modular architecture allows for power scalability of 50 kW or 100 kW depending on the contracted power, and for this power to be adapted to the growing battery sizes of new EV models. Furthermore, the modular power guarantees very high uptime, as if one of the modules fails, the others will keep working. Likewise, when an EV needs less charging power, modules can be disconnected and energy consumption reduced thanks to its sustained efficiency.
- **Compact and 100% customisable design:** It maintains the elegant, high-quality and robust enclosure of the Raption 50, one of the most highly rated charge points on the market.
- **Reduced OPEX:** It maintains features such as the connector locking and the floating cable design, which result in increased durability. Furthermore, the door at the front with key access reduces repair and maintenance times and allows the charger to be installed next to a wall, optimising the available space.
- **Configurable as a Master:** Can be configured as a Master for multi-point solutions.

For Charge Point Users

- **8-inch colour touch screen:** The user receives clear charging instructions as well as the connector status on the touch screen. It also allows the user to select from several languages.
- **Built-in courtesy light:** Facilitates locating the charge point in dark areas and reading the operator instructions.
- **Accessibility:** The height of the connectors and the screen have been adapted to comply with standards in order to improve accessibility for disabled people.
- **Integrated contactless payment system:** Offers an easy, intuitive and contactless card payment experience.



durapower
Authorised Distributor

Raption 100 Series

General Specifications


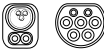
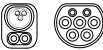



AC Power Supply	3P + N + PE
AC Voltage	400V AC +/- 10%
Power Factor	>0.98
Efficiency	95% at nominal output power
Frequency	50 / 60 Hz
Electrical input protection	Main breaker disconnection
Overcurrent protection	MCB
Safety protection	RCD Type B
Network connection	Ethernet 10/100BaseTX
Interface protocol	OCPP 1.5 / 1.6J, HW ready for update to OCPP 2.0
Compliance	CE / Combo-2 (DIN 70121; ISO15118) IEC 61851-1; IEC 61851-23; IEC 61851-21-2 CHAdEMO compatible
Enclosure rating	IP54 / IK10
Enclosure material	Stainless steel
Operating temperature	-30 °C to +50 °C
Ambient temperature storage	-40 °C to +60 °C
Operating humidity	5% to 95% Non-condensing
Socket protection	Locking System
RFID system	ISO / IEC14443-1/2/3 MIFARE Classic
Display HMI	8" anti-vandal colour touchscreen
Power limit control	DC & AC by software

DC cable length CCS	3 metres
DC cable length CHAdEMO	3 metres
AC cable length	3 metres
Lights for status indication	RGB colour indicator
Dimensions (D x W x H)	355x940x1800 mm (without cable engaged)
Weight	255 kg
Cooling system	Air cooling fans
Operational noise level	< 55 dBA
AC Meter	Compliant with the EN 50470-1 and EN 50470-3 (MID European standards) or IEC 62052-11
Wireless Communication EU	4G LTE/WiFi Hotspot/GPRS/GSM
Optional devices	
Wireless Communication	LATAM/APAC/4G LTE/GPRS/GSM
Surge protection	Four pole transient surge protector IEC 61643-1 (class II)
Cable Length	5.5 metres (all cables)
CHAdEMO cable upgrade	200 A (100 kW)*
Anti-vandal connector protection	CHAdEMO, CCS (mechanical connector locking)
Type 2 charging socket	Shutter
50 kW DC version	Power output DC of 50 kW
Network hub	Switch TCP ethernet 8 ports Switch TCP ethernet 12 ports
RFID Extension	Legic Advant / Legic Prime ISO 15693/ISO 18092. Sony FeliCa
Contactless payment**	Integrated credit card payment terminal

* HW ready SW available within 2021.

** Ask for availability.

Model Specifications

Models	CCS	CCS T2C32	CCS T2S32
Maximum AC input current	160 A	192 A	192 A
Required power supply capacity	110 kVA	132 kVA	132 kVA
Maximum output power	100 kW	DC: 100 kW AC: 22 kW	DC: 100 kW AC: 22 kW
Output voltage range	DC: 150 - 920 V	DC: 150 - 920 V AC: 400 V	DC: 150 - 920 V AC: 400 V
Maximum output current	DC: 250 A	DC: 250 A AC: 32 A	DC: 250 A AC: 32 A
Connection	CCS 2 	CCS 2 Type 2 Tethered cable 	CCS 2 Type 2 Socket (Lock system) 
Models	CCS CHA	CCS CHA T2C32	CCS CHA T2S32
Maximum AC input current	160 A	192 A	192 A
Required power supply capacity	110 kVA	132 kVA	132 kVA
Maximum output power	CCS 100 kW CHA 50 kW	DC: CSS 100 kW / CHA 50 kW AC: 22 kW	DC: CSS 100 kW / CHA 50 kW AC: 22 kW
Output voltage range	DC: 150 - 920 V	DC: 150 - 920 V AC: 400 V	DC: 150 - 920 V AC: 400 V
Maximum output current	DC: CSS 250 A / CHA 125 A	DC: CSS 250 A / CHA 125 A AC: 32 A	DC: CSS 250 A / CHA 125 A AC: 32 A
Connection	CCS 2 - JEVS G105 	CCS 2 - JEVS G105 Type 2 Tethered cable 	CCS 2 - JEVS G105 Type 2 Socket (Lock system) 

Raption 150

The best solution for eBuses and petrol stations

Application

Designed to be installed in road-side rest areas and petrol stations where vehicles with large batteries require high charging power to be ready to continue their journey in less than half hour and minimise charging time.

Concept Design

Designed to address the main problems identified by charge point owners/ operators when fast charging (low uptime), the Raption 150 series is based on state-of-the-art modular power technology.

Another key attribute considered was the exterior design. Sophisticated, slim and robust are just some adjectives that can be used to describe this series features that make it ideal for any type of site (from the most stylish urban areas to industrial ones). The Raption 150's modular architecture allows power scalability from 100 kW to 150 kW.



Product highlights

For Charge Point Operators / Owners

- **Simultaneous DC charge** able to charge 2 EVs at the same time by splitting the available power (e.g. 75 kW + 75 kW).
- Its **modular power technology** ensures high uptimes (reducing the non-operation expenditure), because in the event of a power module failure, the rest of the modules continue charging.
- Lower energy consumption (and therefore OPEX) is achieved due to a **sustained high efficiency level** resulting from disconnecting power modules when lower charging power is requested by the EV.
- The modular architecture allows **power scalability, so two models are possible; Raption 150 Lite (max output 100 kW) and Raption 150 (max output 150 kW).**
- It offers a unique **connector care concept** by means of the connector locking feature (optional) and floating cable design, which reduces the risk of the cable breaking (i.e., lower OPEX and higher uptime).
- The door at the front with **key access** provides access to the interior of the charger which results in a lower OPEX due to quicker installation and servicing (preventive/corrective). Moreover, it allows the charger to be installed next to a wall, optimising the available space.
- Possible to configure as a Master for the **Master-Slave solution**.

For Charge Point Users

- Its **8" anti-vandal colour touchscreen daylight readable** not only provides clear charging instructions (e.g. incorrect EV position to start the charge) and operating status (e.g. reserved charge point), but also allows the user to select from several languages.
- User satisfaction is also increased due to its **built-in courtesy light** which both facilitates locating the charge point in dark areas and reading the messages included on operating instruction labels.
- **Accessibility for disabled users** has also been considered, complying with international standards regarding the height of connectors/ displays, facilitating their use.
- The Raption series can be optionally equipped with an **integrated payment terminal** to facilitate payments by credit card and enhance the user experience. Our payment terminal allows payment without a membership model and can operate with or without a back-office platform.



durapower
Authorised Distributor

Raption 150 Series

General Specifications




Compliance	CE / Combo-2 (DIN 70121; ISO15118) IEC 61851-1; IEC 61851-23; IEC 61851-21-2 CHAdeMO compatible
Enclosure rating	IP54 / IK10
Enclosure material	Stainless steel
Operating temperature	-10 °C to + 50 °C
Ambient temperature storage	- 20 °C to + 60 °C
Operating humidity	5% to 95% Non-condensing
Dispenser	
Network connection	Ethernet 10/100BaseTX
Interface protocol	OCPP 1.5 / 1.6J, HW ready for update to OCPP 2.0
RFID system	ISO / IEC14443-1/2/3 MIFARE Classic
Display HMI	8" anti-vandal colour touchscreen
Power limit control	DC by software
DC cable length CCS	3.4 metres
DC cable length CHAdeMO	3.4 metres
Lights for status indication	RGB colours indicator
Dimensions (D x W x H)	380x470x2070 mm
Weight	115 kg
Operational noise level	Not perceptible
AC Meter	Compliant with the EN 50470-1 and EN 50470-3 (MID European standards) or IEC 62052-11
Wireless Communication EU	4G LTE /WiFi Hotspot/GPRS/GSM

Power Unit	
AC power supply	3P + N + PE
AC Voltage	400V AC +/- 10%
Maximum AC input current	237A / 160A*
Required power supply capacity	163kVA / 110kVA*
Power Factor (pu)	>0.98
Efficiency (pu)	94% at nominal output power
Frequency (pu)	50 / 60 Hz
Cooling system	Forced air
Operational noise level	< 55 dBA
Electrical input protection	Main circuit disconnection
Overcurrent protection	MCB
Safety protection (pu)	RCD Type B
Dimensions (D x W x H)	800x1000x2100 mm
Weight	420 kg
Optional devices	
Wireless Communication	LATAM/APAC/4G LTE /GPRS/GSM
Surge protection	Four pole transient surge protector IEC 61643-1 (class II)
Cable Length	5.3 metres (all cables)
Anti-vandal connector protection	CHAdeMO, CCS (mechanical connector locking)
RFID Extension	Legic Advant / Legic Prime ISO 15693/ISO 18092. Sony FeliCa
Low Temperature Kit	-30°C to +50°C
Contactless payment**	Integrated credit card payment terminal

*Raption 150 Lite Models

**Ask for availability.




Model Specifications

Raption 150 Models	CCS250 ⁽¹⁾	CCS250 CHA200	CCS250 CCS250 ⁽¹⁾
Maximum output power	CCS: 150 kW ⁽²⁾	CCS: 150 kW ⁽²⁾ CHA: 50 kW ⁽⁴⁾	CCS: 150 kW ⁽²⁾ CCS: 150 kW ⁽²⁾
Output voltage range	CCS: 100-920V	CCS: 100-920V CHA: 100-500V	CCS: 100-920V CCS: 100-920V
Maximum output current	CCS: 250A	CCS: 250A CHA: 200A	CCS: 250A CCS: 250A
Connection			

⁽¹⁾ Also available with cable of 200 A (max output power: 150 kW @920 V or 80 kW @400 V)

⁽²⁾ 150 kW @720-920V or 100 kW @400V

⁽³⁾ HW suitable for up to 100 kW following FW update

Raption 150 Lite Models	CCS250 ⁽¹⁾	CCS250 CHA200	CCS250 CCS250 ⁽¹⁾
Maximum output power	CCS: 100 kW ⁽²⁾	CCS: 100 kW CHA: 50 kW ⁽³⁾	CCS: 100 kW CCS: 100 kW
Output voltage range	CCS: 100-920V	CCS: 100-920V CHA: 100-500V	CCS: 100-920V CCS: 100-920V
Maximum output current	CCS: 250A	CCS: 250A CHA: 200A	CCS: 250A CCS: 250A
Connection			

⁽¹⁾ Also available with cable of 200 A (max output power: 100 kW @920 V or 80 kW @400 V)

⁽²⁾ 80 kW @400V

⁽³⁾ HW suitable for up to 100 kW following FW update

EV Charging Software

The best software for EV charging solution



durapower
Authorised Distributor

EV charging easier, faster & cheaper.

Operating several charging points in one location represents some challenges and demands solutions to overcome them. Using devices, software or solutions that allow load management, monitoring and reporting has several advantages, such as avoiding power cuts due to the grid overloading, reducing installation and operational costs and being more efficient by collecting data from your charging network.

Why is our EV charging software important?



Avoids power
cuts caused
by limited grid
capacity.



**Reduces
investment** costs
by avoiding the
need to upgrade
installations.



**Reduces
operational costs**
thanks to
intelligent load
balancing



**Makes your
management
more efficient**
thanks to
monitoring.

EV charging software

The best software for EV charging solution:



Destination



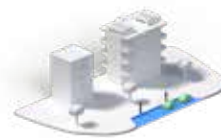
Service stations



Car park



Business



Public charge



LOAD MANAGEMENT

Dynamic Load Management (DLM)

Dynamic Load Management (DLM) is **software** that allows for charging several EVs simultaneously in less time using the available power more efficiently and balancing it between the EV chargers.



USAGE MANAGEMENT

Cosmos

Cosmos is a **cloud-based platform for monitoring and reporting**. It is a platform designed to collect and store data from a specific set of EV chargers located in car parks, offices and communal blocks.

Dynamic Load Management (DLM)

Load Management

Main problems

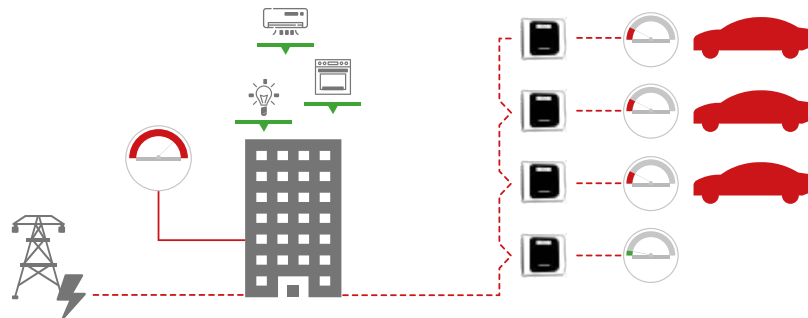
EV drivers want to charge their vehicles faster, especially in public and semi-public spaces, while charging service providers want to reduce their costs. The constant growth in EV charging creates new challenges:

- How to avoid overloading the grid and causing power cuts.
- How to minimise the investment required to upgrade installations.
- How to set up an EV charging system capable of simultaneous charging.

This situation requires an intelligent system to manage the charge and this is where Dynamic Load Management (DLM) comes in.

► WITHOUT DYNAMIC LOAD MANAGEMENT

Main supply overload



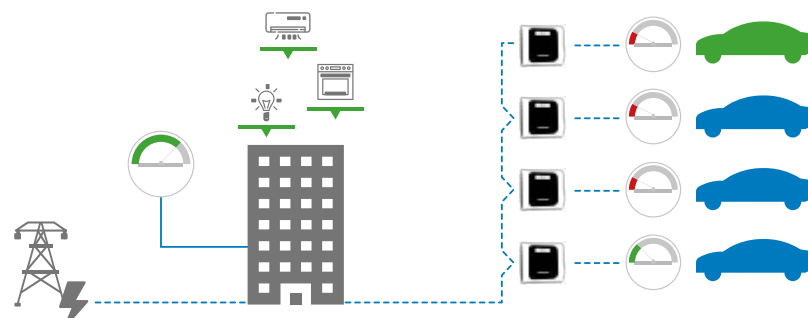
Try the DLM solution

Dynamic Load Management (DLM) is a software-based solution designed for managing energy when several charging stations work simultaneously. DLM allows for charging several EVs simultaneously in the most efficient way by using the remaining available power dynamically and balancing it between the EV chargers. It also allows increasing the number of charging stations without increasing the contracted power.

Therefore, DLM could be installed on sites where the electric installation is fully allocated to electric vehicles or on sites where another facility is sharing the maximum available power.

► WITH DYNAMIC LOAD MANAGEMENT

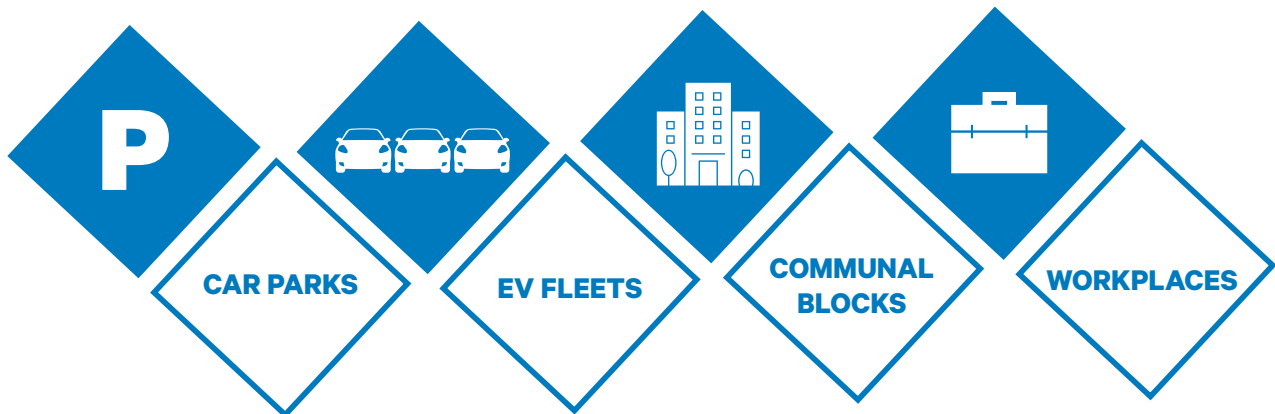
Main supply protected



Product highlights:

- OCPP ready: Chargers can be controlled by a back-office system.
- EV charging status: Remote monitoring of charge points.
- User RFID authentication: Increase the security of the system with RFID tags.
- Power monitoring: Remotely check all power consumption from your installation in real time.
- Offline operation: In case of network communications problems, the system is able to keep charging.
- Building energy monitoring (optional): It measures the power consumed by the building and DLM dynamically adjusts the available power for electrical vehicles.
- EV priority chargers: Schedule VIP charging transactions.

Designed for:



durapower
Authorised Distributor



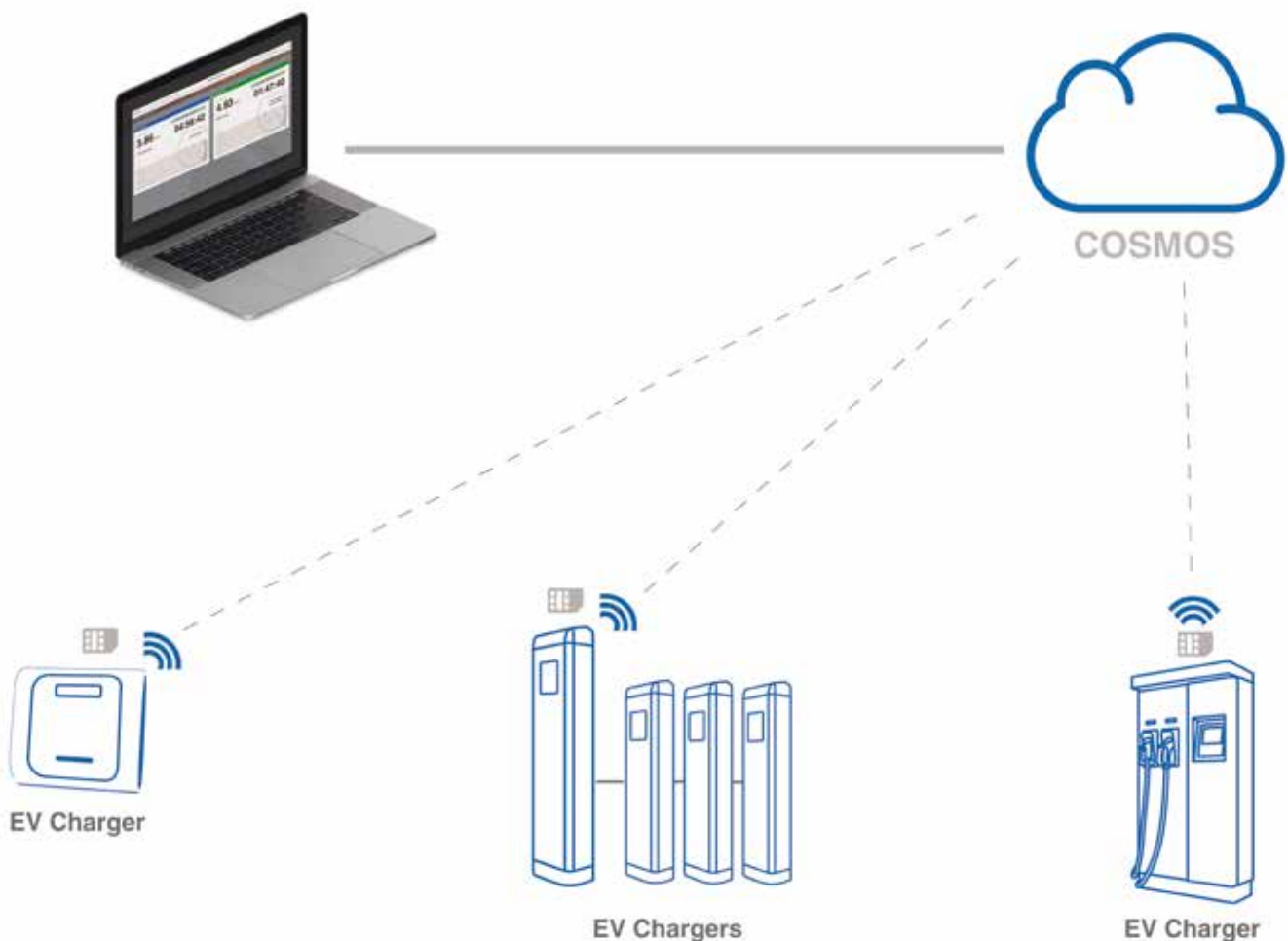
Application

Designed by CIRCONTROL to collect and store data from a specific set of EV chargers for monitoring and reporting. This cloud-based platform has an easy and intuitive dashboard and offers customisable reports according to user, charger, consumption and tariff, including invoice simulation.

Perfect for...

Fleet managers, building managers, car park operators and other operators with similar needs as they will be able to easily register and unsubscribe users.

Cosmos is a cloud platform based on OCPP 1.6J that gathers data from a specific set of EV chargers and helps you create and manage your own charging network. Therefore, monitoring, controlling the chargers remotely and/or reporting processes is simpler and automatic.



Cosmos Usage Management

Product highlights:



DASHBOARD

Easily obtain a general overview and the most significant data about an installation or a group of installations at a simple glance.



MAP

Locate and check your chargers' status on a map in a very easy and quick way.



PARKING GUIDANCE

Availability of free parking spaces and occupancy analysis.



TARIFFS

Hourly rates and/or fixed costs detailed on billing simulations..



REGISTER/ UNSUBSCRIBE USERS

Manage the authorised users of your charging network as well as their permissions and profiles as required.



EV CHARGER LOG DISPLAY

Reduce the fault resolution time and obtain a detailed diagnosis if any charger is not working properly.



CUSTOMISABLE REPORTS

Design, generate and send reports automatically by e-mail, as well as invoice simulations with consumption data, times, rates...



COMPATIBLE WITH OTHER BRANDS

Connect other EV chargers, aside from Circontrol's, as long as they comply with the OCPP 1.6 protocol.

Licenses:

Create your own scalable Partner Network according to your needs.

	Professional	Advanced
Real-time charge points dashboard	✓	✓
Charging network map	✓	✓
Configuration (company, facility, chargers, users and car park)	—	✓
Monitoring of charging points and parking guidance system	✓	✓
Remote control of charging points (start, stop, unlock, reboot and diagnostic)	✓	✓
Access to historical reports (customer/operator invoice and charge point alarms)	✓	✓
Create new charge point tariffs for reporting	—	✓
Parking guidance dashboard customisable	—	✓

After-sales Support



durapower
Authorised Distributor

“*Customer service is not a department, it is an attitude.*”

We strongly believe that customer service is crucial in the EV charging infrastructure.

Online technical support, on-site assistance, training sessions, documentation and tools, new releases, recommended spare parts and a specific web-based Expert Area are some of the services you will have at your disposal to ensure chargers are always up and running. **This is our main goal.**

+190

Training sessions

+3.000

Training hours

+285

Certified partners

+150,000

Kilometres travelled / year



Spare Parts Kits

for the Raption Series DC charging station



durapower
Authorised Distributor

Application

The Spare Parts Kits are designed for charging station service maintainers and contain all the recommended components for the Raption 50 series DC charger.

Concept Design

These kits are a combination of spare parts needed to cover the most common incidents that can occur in the field. Each part is packaged separately and clearly labelled in a robust protection case making its transportation easier.

The kits also include a Service Manual and information labels in order to record information about the replaced part.



Product highlights

For **charging points maintainers**

Clearer

- The Spare Parts Kits provide all the spare parts recommended by CIRCONTROL for replacement during maintenance. This minimises the risk of ordering incorrect or unnecessary parts.

Better

- Easy maintenance through clear labelling of parts. The Spare Parts Kits centralise all the parts required and reduce the variety of components in stock.

Faster

- The Spare Parts Kits cover about 90% of the parts involved in incidents that occur in the field and allow most of the possible issues to be resolved on the first call-out.

Cost effective

- Their compact format and flexibility help to streamline logistics and preparations for service calls, reducing indirect costs.

Portable

- Its robust design allows you to take the Spare Parts Kit anywhere or send it ahead before you travel.















Low price

- Kits are less expensive than the sum of the individual parts.






Spare Parts Kits for Raption Series

Models

GoBox Raption 50 Kit designed with the necessary components to maintain up to 20 chargers. It is supplied in a transportable protection box.

Models	Series	Description	Socket type
GoBox Raption 50 Trio T232	TRIO	Kit GoBox Raption 50 TRIO T2S32. CHA+CCS+T2 Socket 32	  
GoBox Raption 50 Trio T263	TRIO	Kit GoBox Raption 50 TRIO T2C63. CHA+CCS+T2 Cable 63	  
GoBox Raption 50 Duo		Kit GoBox Raption 50 DUO. CHA+CCS	 
GoBox Raption 50 CCS T232	CCS	Kit GoBox Raption 50 CCS T2S32. CCS+T2 Socket 32	 
GoBox Raption 50 CHA T232	CHA	Kit GoBox Raption 50 CHA T2S32. CHA+T2 Socket 32	 
GoBox Raption 50 CCS	CCS	Kit GoBox Raption 50 CCS. CCS	
GoBox Raption 50 CHA	CHA	Kit GoBox Raption 50 CHA. CHA	

GoBox Raption 100 Kit designed with the necessary components to maintain up to 20 chargers. It is supplied in a transportable protection box.

Models	Series	Description	Socket type
GoBox Raption 100 CCS CHA	DUO	Kit GoBox Raption 100 CCS CHA. CHA+CCS	 
GoBox Raption 100 Trio	TRIO	Kit GoBox Raption 100 TRIO T2C32/T2S32. CHA+CCS+T2 Cable/Socket 32	  

GoBox Raption 150 Kit designed with the necessary components to maintain up to 20 chargers. It is supplied in a transportable protection box.

Models	Series	Description	Socket type
GoBox Raption 150 CCS CHA	DUO	Kit GoBox Raption 150 CCS CHA. CHA+CCS	 



CIRCONTROL offers intelligent charging solutions for electric vehicles with a wide product range that suits with every market need.

+80k

Charging points installed

+3.5k

DC chargers installed

Presence in

+60

countries



📍 **Stockholm, Sweden**



📍 **Ibiza, Spain**



📍 **Heathrow Airport, United Kingdom**



📍 **Dobbiaco, Italy**



📍 **Dubai, United Arab Emirates**

Notes



CIRCONTROL
Mobility & eMobility



durapower



Circontrol has a network of distributors and representative agents all over the world. For further information, contact:

Durapower Holdings Pte Ltd

66 Kallang Pudding Road #05-02 Singapore 349324

Phone: (+65) 6846 0171

Email: info@durapowergroup.com

Website: durapowerbattery.com

V5.7 – 20210604